

Rev. 4

Training portal



Users



My profile



Satisfaction



Communication



Document archive



Export



Training modules



Company



Calendar



Teachers



Courses



Test



SCUOLA NEXION
TECHNICAL TRAINING CENTRE

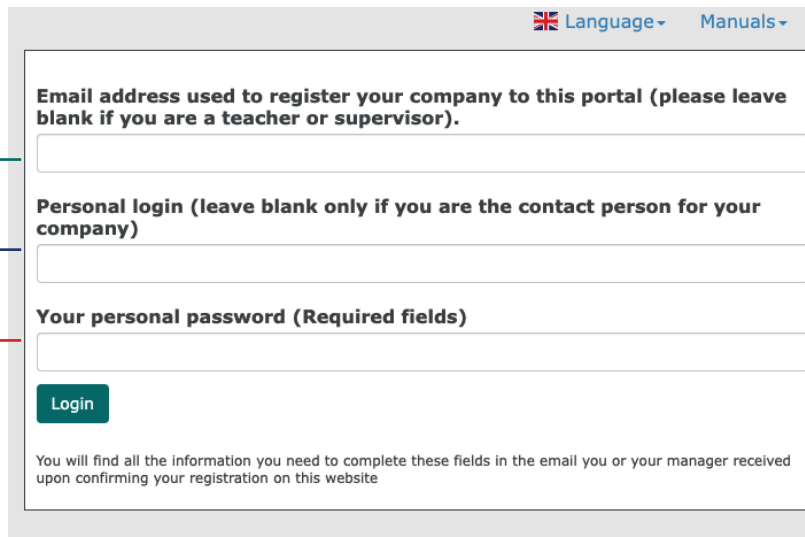
OPERATING INSTRUCTIONS FOR THE USER



LOG-IN

Log in to the Training Portal using the link and credentials e-mailed to you.

Enter **exactly** the same data e-mailed to you:



The screenshot shows a login form with the following fields and labels:

- Language - Manuals -
- Email address used to register your company to this portal (please leave blank if you are a teacher or supervisor).
- Personal login (leave blank only if you are the contact person for your company)
- Your personal password (Required fields)
- Login button
- Footer text: You will find all the information you need to complete these fields in the email you or your manager received upon confirming your registration on this website

- Enter here the **email address used to register your company to this portal**;
- Enter here **your e-mail address** used for registration;
- Enter here **your personal Password** (automatically generated by the system, received by e-mail).

You will find all the information you need to complete these fields in the email you or your manager received upon confirming your registration on this website.

HOME



You will get to the **Home page of the Training portal**.

Use the navigation menu to access the different functions of the application.

Home

Welcome to Training Portal,
use the navigation menu to access the different functionalities of the application.

Menu



My profile

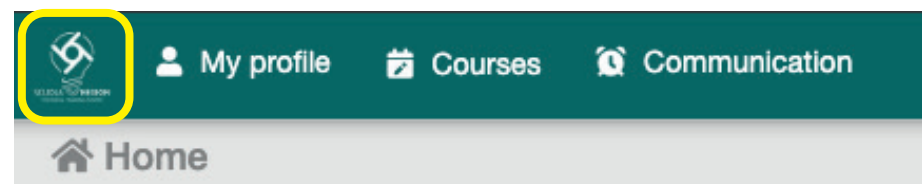


Courses



Communication

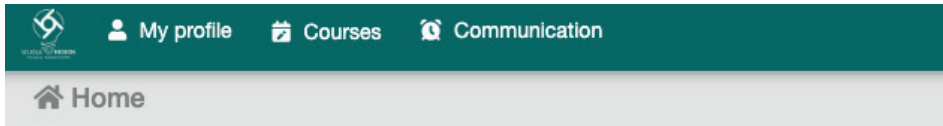
Click here at any time to go back to the Training portal Home page.



PERSONAL AREA




Click on “**Personal area**” menu ...



Welcome to Training Portal,
use the navigation menu to access the different functionalities of the application.

Menu



... to access your **personal data**.



Jessyca Grussu (NEXION SPA - SCUOLA)

Contacts	Company
Phone: 05220 39930	STRADA STATALE 468 N. 9
Email: j.grussu@nexiongroup.com	42015 CORREGGIO (RE)
	IT
Acquired skills	Reference:
L2, L1, L2, L1	Phone:
	Email:

By clicking on the icons, you can **search your courses**.



My course

Formazione tecnica ADAS

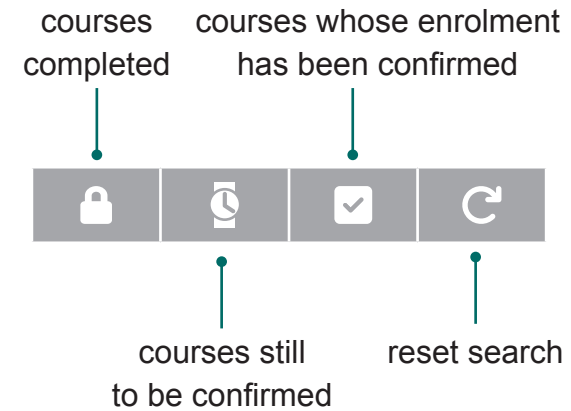
Planning



📅 30 August 2022 08:30-17:30
Pausa Pranzo 12:30 - 14:00

🔒

L2 ADAS





Click on “Courses” menu ...

My profile Courses Communication

Home

Welcome to Training Portal,
use the navigation menu to access the different functionalities of the application.

Menu

My profile Courses Communication

... to display all the **courses planned and available for you.**

Ponti Sollevatori - livello base

Planning
10/10/2023 08:45-17:30
11/10/2023 08:45-17:30

Classroom
MF - Area attrezzature
MF - Aula didattica
Viale dell'Industria, 20 - 61037 MONDOLFO(PU) IT
Other info
Marco Bigli

USO SMONTAGOMME ED EQUILIBRATICI AUTOCARRO

Planning
Expression of interest

Classroom
CG - Area equilibratrici camion
CG - Area smontagomme camion
CG - Aula didattica 1
Via Carpi, 9 - 42015 CORREGGIO(RE) IT
Other info
Nexion Scuola
€ 270

Use this box to filter course display by:

Type Category Product line

ADAS CTC TTC WB WA LE TE ME DIA AC SE

Type

IN-ATTENDACE
course held at School
headquarters

VIDEO-COURSE
24-hour availability
online



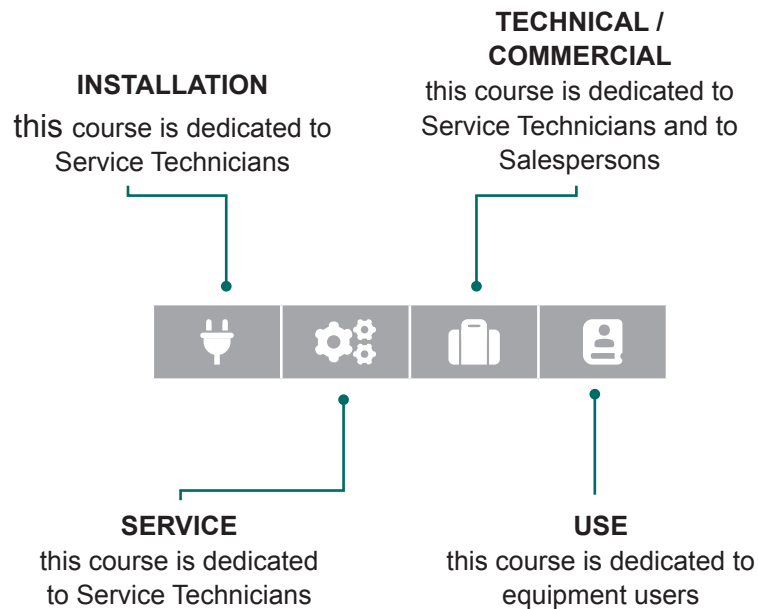
WEBINAR
videoconference through
Microsoft Teams platform



Use this box to filter course display by:



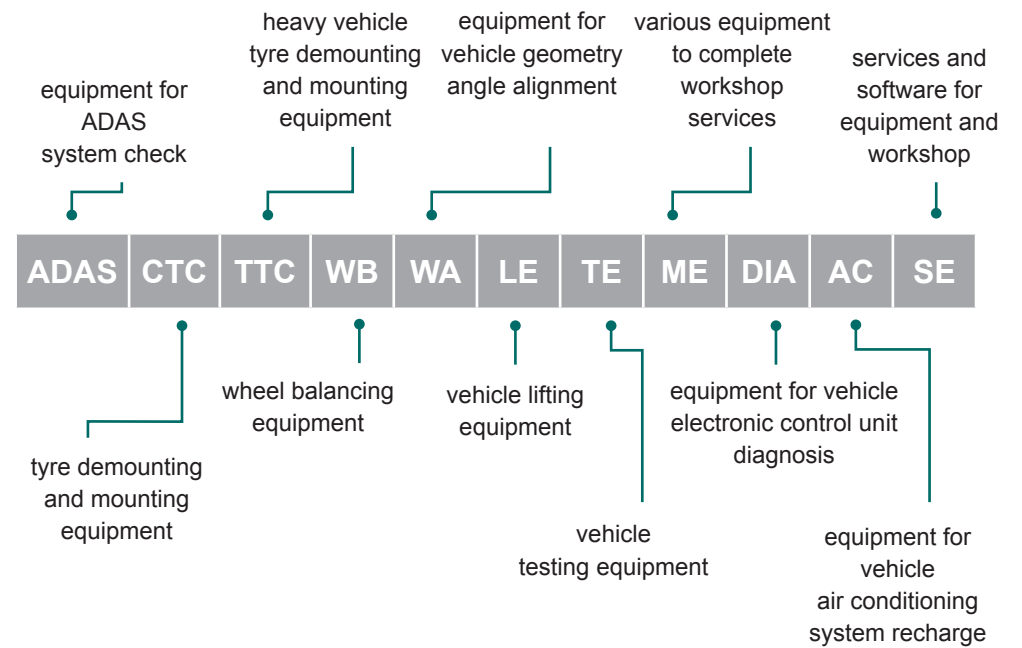
Category



Use this box to filter course display by:



Product line





Use this box to filter course display by:

Product line

ADAS CTC TTC WB WA LE TE ME DIA AC SE

Course language

Select

Reset

Course language

Course language

✓ Select

IT Italian

EN English

FR French

ES Spanish

DE German

Product line

ADAS CTC TTC WB WA LE TE ME DIA AC SE

Course language

Select

Reset

Each box in this page includes **details relevant to the course**:

- ▶ data and time planned;
- ▶ the classroom where it will be held;
- ▶ the teacher;
- ▶ the language;
- ▶ any note;
- ▶ training modules with topics.

Ponti Solleватели - livello base

Subscribe

NEXION
AUTODIDATTICHE - SOLLEVATORI

Planning

10/10/2023 08:45-17:30

11/10/2023 08:45-17:30

Classroom

MF - Area attrezzature

MF - Aula didattica

Viale dell'Industria, 20 - 61037 MONDOLFO(PU) IT

Other info

Marco Bigli

Note

Corso base per installatori e assistenti tecnici.

• PONTI SOLLEVATORI - Conoscenze base

• PONTI SOLLEVATORI - Analisi funzionamento dei sollevatori

By clicking on “enrol”, you can send your **enrolment request**; you will be sent a confirmation e-mail as soon as your enrolment is confirmed.

Subscribe

Classroom


MF - Area attrezzature

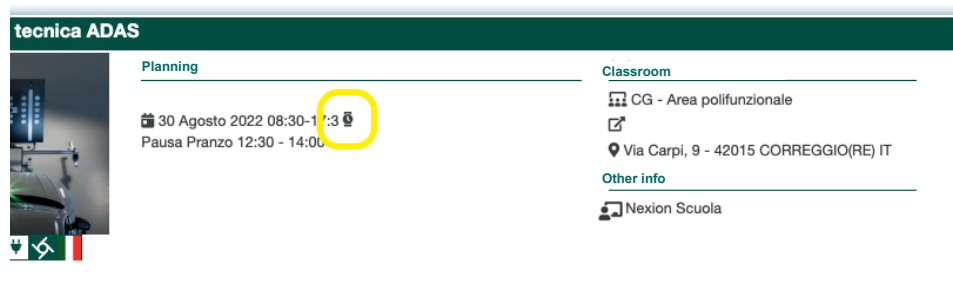
MF - Aula didattica

Viale dell'Industria, 20 - 61037 MONDOLFO(PU) IT

Other info




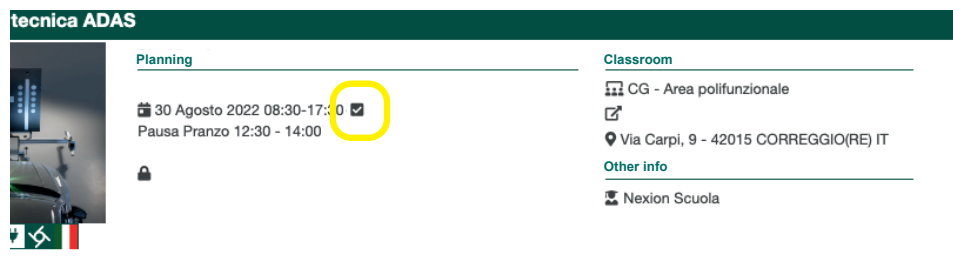
In your “Personal Area” you will find the course you have just enrolled in among the courses **awaiting enrolment approval** (icon ).



The screenshot shows the course page for 'tecnic a ADAS'. Under the 'Planning' section, the date and time '30 Agosto 2022 08:30-17:30' is circled in yellow, with a clock icon next to it. The 'Classroom' section lists 'CG - Area polifunzionale' and 'Via Carpi, 9 - 42015 CORREGGIO(RE) IT'. The 'Other info' section lists 'Nexion Scuola'.

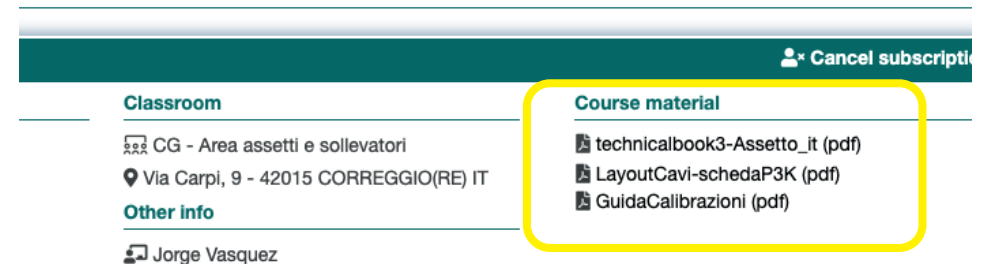
Once you have received the confirmation by e-mail, you can go back to your “Personal Area”.

The course you have enrolled in will now display a ticked  icon.



The screenshot shows the course page for 'tecnic a ADAS'. Under the 'Planning' section, the date and time '30 Agosto 2022 08:30-17:30' is circled in yellow, with a ticked checkbox icon next to it. The 'Classroom' section lists 'CG - Area polifunzionale' and 'Via Carpi, 9 - 42015 CORREGGIO(RE) IT'. The 'Other info' section lists 'Nexion Scuola'.

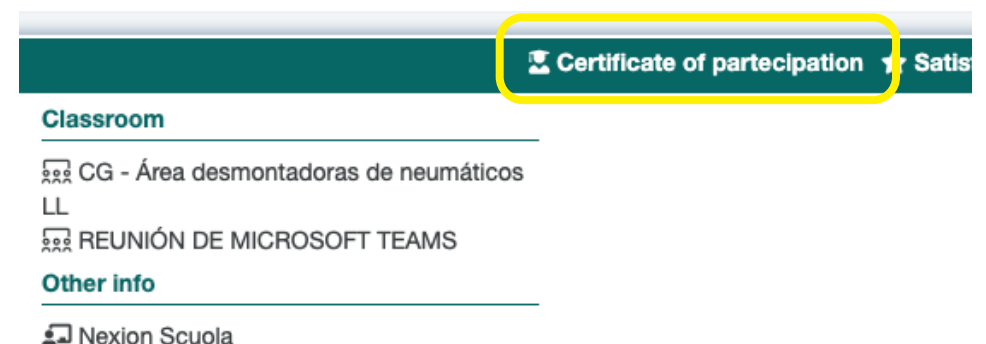
In the box relating to your course, the **class material** (if any) will now also be available, as well as all other details.



The screenshot shows the course page for 'tecnic a ADAS'. The 'Classroom' section lists 'CG - Area assetti e sollevatori' and 'Via Carpi, 9 - 42015 CORREGGIO(RE) IT'. The 'Other info' section lists 'Jorge Vasquez'. The 'Course material' section lists 'technicalbook3-Aspetto_it (pdf)', 'LayoutCavi-schedaP3K (pdf)', and 'GuidaCalibrazioni (pdf)'. A yellow box highlights the 'Course material' section.

After the course has been completed the **Certification of attendance** can be downloaded.

You can always access the certificates of attendance in your personal area.



The screenshot shows the course page for 'tecnic a ADAS'. The 'Certificate of participation' button is highlighted with a yellow box. The 'Classroom' section lists 'CG - Área desmontadoras de neumáticos' and 'REUNIÓN DE MICROSOFT TEAMS'. The 'Other info' section lists 'Nexion Scuola'.

SATISFACTION QUESTIONNAIRE

Click on “**satisfaction questionnaire**” to let us know your comments on the course.



adoras de neumáticos

For each topic you can assign a score from 0 to 10.

CONTENTS

The proposed content met my expectations.



CONTENTS

I believe that the content presented will be really useful for my daily work.



CONTENTS

The exercises proposed during the course were effective.



Leave a **comment** and save.

TEACHER

He/she engaged and aroused my interest by empathising with the group.



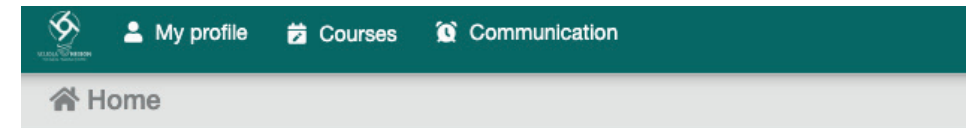
Comment

Save Cancel

COMMUNICATIONS




Click on “**Communications**” menu ...

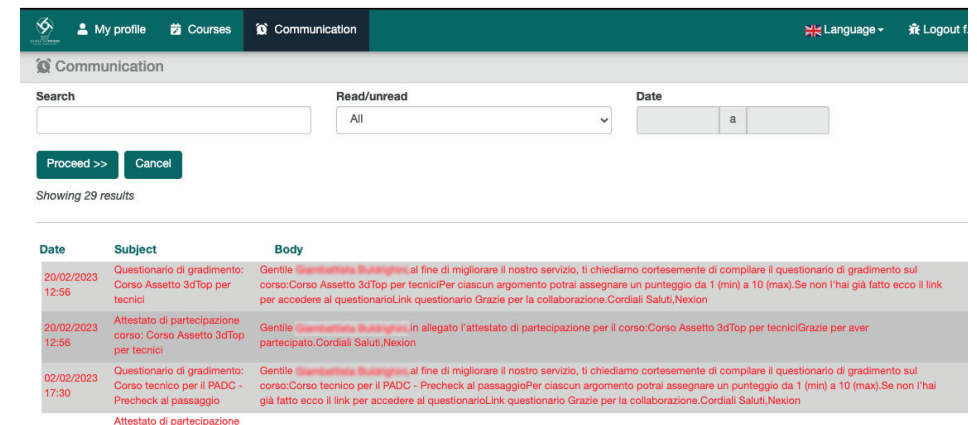


Welcome to Training Portal,
use the navigation menu to access the different functionalities of the application.

Menu



... you will find a summary of all e-mails you have received from the Training Portal.





Users



Classroom



Satisfaction



Participation evaluation



Document archive



Export

For any questions or information please write to:

Nexionscuola@nexiongroup.com



Training modules



Company



Calendar



Teachers




Course



Test

NEXION
AUTOMOTIVE SOLUTIONS

 Strada Statale 468 n. 9 42015 Correggio (RE) – Italy

 Nexionscuola@nexiongroup.com